

Teaching Letters and Sounds with **ABCmouse.com**® for Teachers




Before You Begin

- ✓ Visit www.ABcmouse.com/teachers to create a **FREE classroom account** and access the activities below, plus hundreds of additional resources for teaching letters and sounds.
- ✓ If you already have a classroom account, log in on your device to be linked directly into each activity below and start teaching with ABCmouse!

1 Introduce the Letter *Dd*

Tell students that they'll be learning about the letter *Dd*. Play [The Letter D Song](#) video to introduce the letter in a fun way. Then, display and read [The Letter d Book](#).



2 Recognize the Letter *Dd*

Hold up the **Letter Pairs Coloring Printable: Dd** to show students the letter pair. Name the letter, and then have students repeat the letter name.

Assign these Learning Activities to your students so they can practice recognizing *Dd* independently:

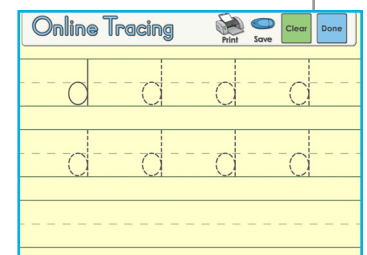
- [The Letter Dd Space Maze](#)
- [Bubbles Everywhere Letter Dd](#)
- [Letters at the Market: d](#)



3 Write Uppercase *D* and Lowercase *d*

Display [Online Letter Tracing Uppercase Letters: D](#) for the class. Have students take turns tracing the uppercase letter *D* on the display while others write the letter in the air. Then, display [Online Letter Tracing Lowercase Letters: d](#), and repeat the exercise for lowercase *d*.

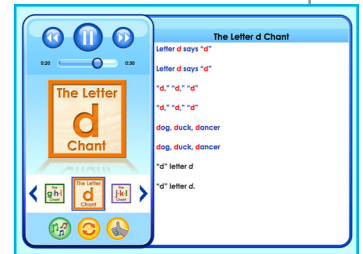
Have students practice writing *D* and *d* using the **Uppercase Letter Tracing Printable: D** and the **Lowercase Letter Tracing Printable: d**.



4 Match Sound and Letter

Listen to [The Letter d Chant](#) as a class. Then, hold up the **Letter Pairs Coloring Printable: Dd**, and explain that the letter *Dd* stands for the /d/ sound. Tap the letter several times, and have students repeat the sound each time.


Assign [Alphabet Bubbles: Letter d](#) to students so that they can practice associating the /d/ sound with the letter *Dd* independently.



5 Identify the /d/ Sound in Words

Give each student a copy of **Letter Pairs Coloring Printable: Dd**. Say some words that begin with *d* and say some that do not. Have students hold up the Printable when the word starts with the /d/ sound and keep it down when the word does not. Repeat with words that have the /d/ sound at the end.

Assign [Sentence Puzzle: d](#) to students so that they can practice identifying words that begin with *Dd* independently.



6 Wrap Up

Play [The Letter D Song](#) video again to conclude the lesson, and invite students to clap or sing along.



Additional ABCmouse.com Activities and Resources

- [The Letter D Song](#)
- [The Letter d Book](#)
- Letter Pairs Coloring Printable: Dd (PDF attached)
- Uppercase Letter Tracing Printable: D (PDF attached)
- Lowercase Letter Tracing Printable: d (PDF attached)
- [Letter Dd Space Maze](#)
- [Bubbles Everywhere Letter Dd](#)
- [Letters at the Market: d](#)
- [Online Letter Tracing Lowercase Letters: d](#)
- [Online Letter Tracing Uppercase Letters: D](#)
- [The Letter d Chant](#)
- [Alphabet Bubbles: Letter d](#)
- [Sentence Puzzle: d](#)

Create your **FREE** teacher account at www.ABCmouse.com/teachers